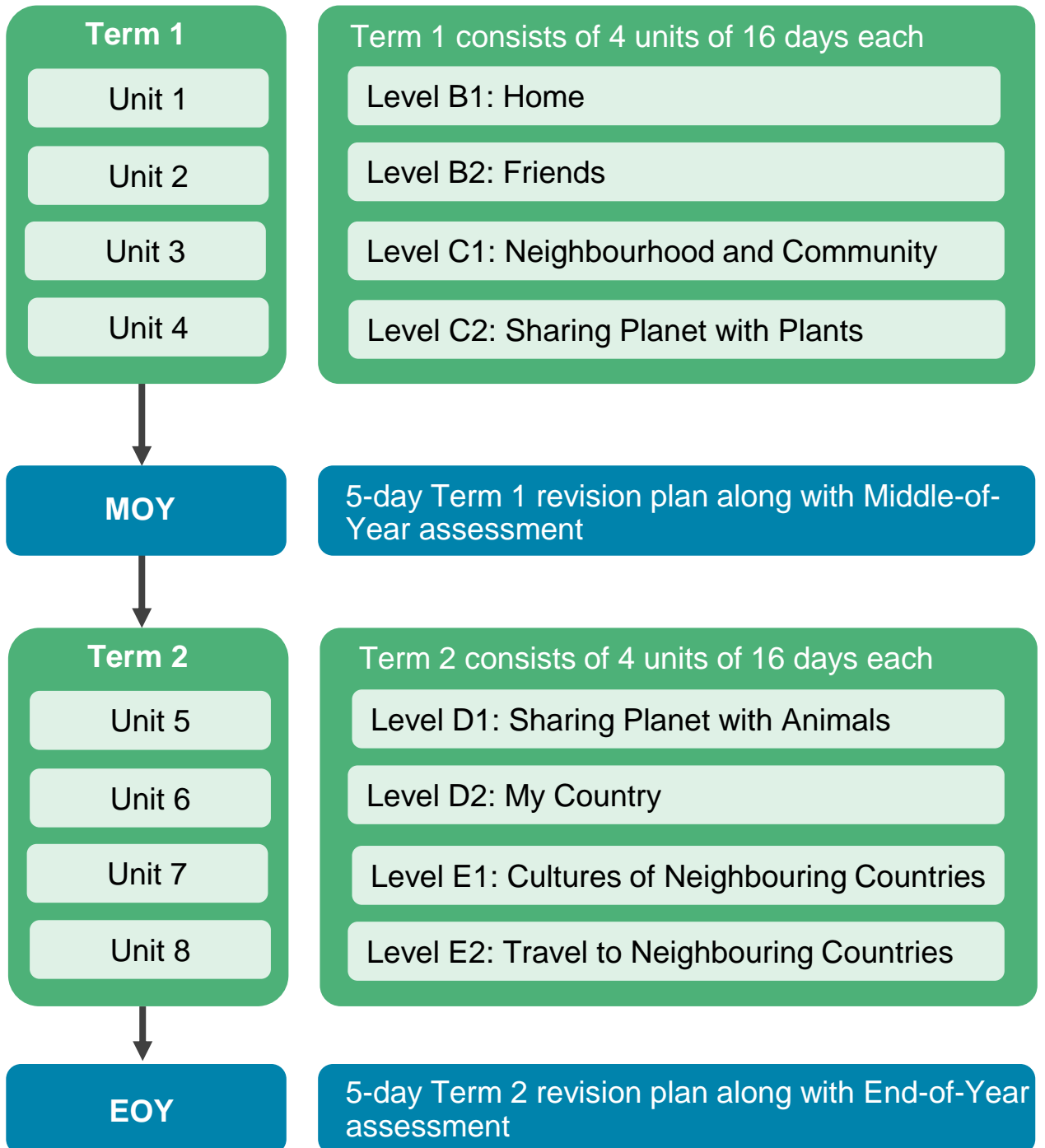


Learning Journey for the Year

Dear teachers, the table below summarises the learning journey you will cover with your students this year.



Detailed Syllabus for the Year

The units covered in each term during the academic year is listed below. Term 2 units will be visible on the tab after the completion of MOY.

TERM 1	Unit 1 Level B1	Unit 2 Level B2	Unit 3 Level C1	Unit 4 Level C2
 PHONICS	<ul style="list-style-type: none"> Beginning sounds of words Blend sounds to read words 		<ul style="list-style-type: none"> Read words with different beginning sounds. Blend sounds to read 3-letter words. 	
 WHOLE WORDS	<ul style="list-style-type: none"> Read 25 new high-frequency words 		<ul style="list-style-type: none"> Read 38 new high-frequency words 	
 READING AND LISTENING COMPREHENSION	<ul style="list-style-type: none"> Read simple stories Make text-to-self connections Sequence the order of a story Answer factual questions. 		<ul style="list-style-type: none"> Read stories with new words Answer and ask questions about a story Setting and retell the events of a story. 	
 GRAMMAR		-	<ul style="list-style-type: none"> Identify and list naming words (nouns) — singular, plural, common, and proper. 	
 WRITING AND SPEAKING EXPRESSION	<ul style="list-style-type: none"> Write lower-case letters Draw and label to express Speak simple sentences. 		<ul style="list-style-type: none"> Write letters without tracing lines. Draw and label to express. Explain using short sentences. 	
 GENERAL AWARENESS	<ul style="list-style-type: none"> Develop awareness about home and friends. Learn to help everyone around them. 		<ul style="list-style-type: none"> Learn about their community and sharing the planet with plants. Learn about sharing, caring, and saving plants. 	
 THINKING SKILLS	<ul style="list-style-type: none"> Reflect on their learning 		<ul style="list-style-type: none"> Develop new ideas around know new concepts. Reflect on their learning. 	
 COMMUNICATION SKILLS	<ul style="list-style-type: none"> Communicate ideas and thoughts effectively. Present about self in class. 		<ul style="list-style-type: none"> Communicate ideas and thoughts effectively. Present information to an audience. 	
 COLLABORATION SKILLS	<ul style="list-style-type: none"> Work with others to complete a task. 		<ul style="list-style-type: none"> Collaborate with others to resolve conflicts. 	

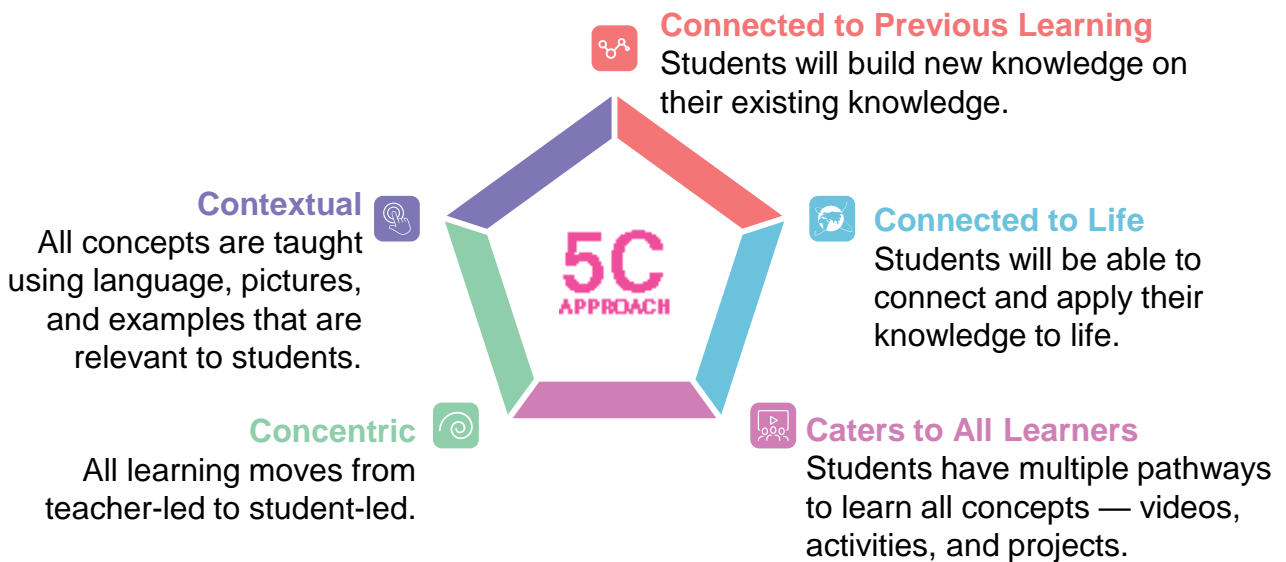
Detailed Syllabus for the Year

TERM 2	Unit 5 Level D1	Unit 6 Level D2	Unit 7 Level E1	Unit 8 Level E2
 PHONICS	<ul style="list-style-type: none"> Blend sounds to read 3-letter words. Read words from different word families. 		<ul style="list-style-type: none"> Blend sounds to read 3-letter words. Read words from different word families. 	
 WHOLE WORDS	<ul style="list-style-type: none"> Read 31 new high-frequency words 		<ul style="list-style-type: none"> Read 50 new high-frequency words 	
 READING AND LISTENING COMPREHENSION	<ul style="list-style-type: none"> Sequence the events of a story. Identify the theme of a text. Identify characters and their actions. Use clues to guess the meanings of new words. 		<ul style="list-style-type: none"> Explain the main idea with details. Make inferences from a story. Make predictions about a story. Draw conclusions based on the events in a text. 	
 GRAMMAR	<ul style="list-style-type: none"> Classify words as nouns or verbs. Identify and use adverbs. Use prepositions in sentences. 		<ul style="list-style-type: none"> Use different types of determiners. Construct a variety of sentences. 	
 WRITING AND SPEAKING EXPRESSION	<ul style="list-style-type: none"> Write 2–3 sentences. Use a set of sentence structures. Narrate stories. 		<ul style="list-style-type: none"> Write 2–3 sentences. Use pictures to write the main idea. Comprehend pictures to tell a story. 	
 GENERAL AWARENESS	<ul style="list-style-type: none"> Learn about sharing the planet with animals and taking care of them. Learn about India and its diversity. 		<ul style="list-style-type: none"> Learn about the culture, language, and sports of neighbouring countries. 	
 THINKING SKILLS	<ul style="list-style-type: none"> Reflect on their learning 		<ul style="list-style-type: none"> Ask questions showing curiosity about new ideas and experiences. Reflect on their learning. 	
 COMMUNICATION SKILLS	<ul style="list-style-type: none"> Communicate ideas and thoughts effectively. Present information to an audience. 		<ul style="list-style-type: none"> Communicate ideas and thoughts effectively. Present information to an audience. 	
 COLLABORATION SKILLS	<ul style="list-style-type: none"> Work with others to complete a task. 		<ul style="list-style-type: none"> Work with others to complete a task. 	

The LEAD Method

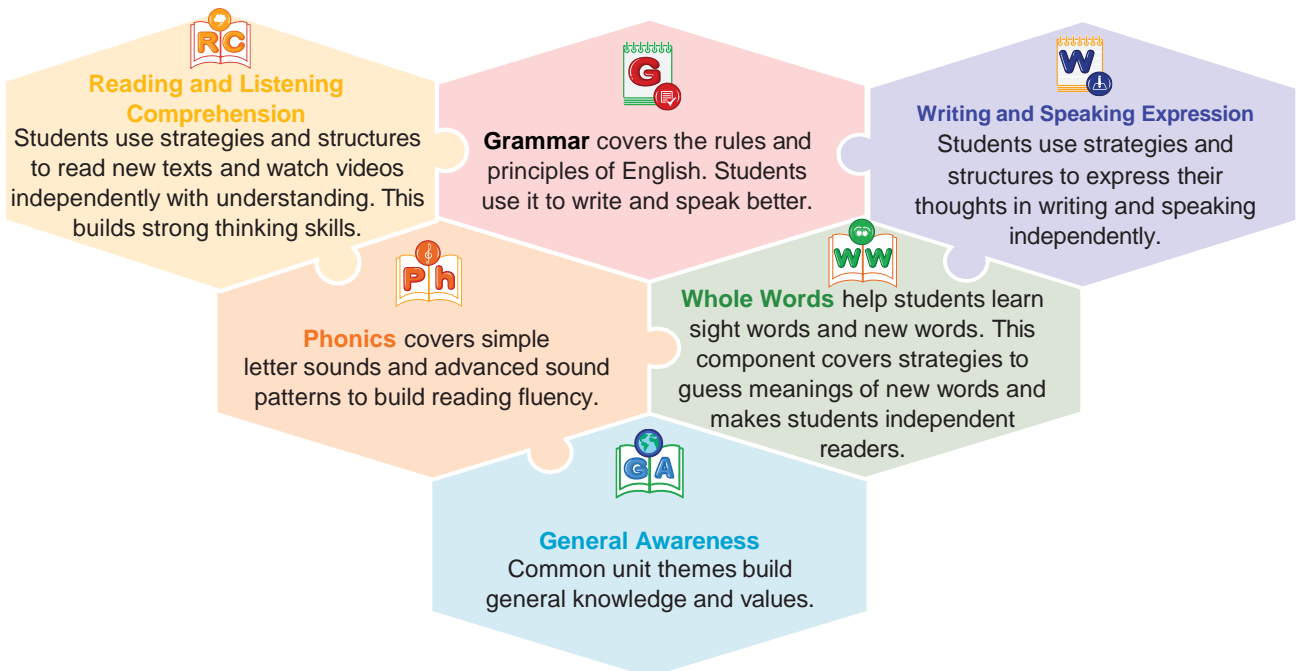
The details below show the LEAD Method that you will be following with your students.

1. 5Cs Approach: Every concept is taught through the 5Cs approach.



2. Component-Based Approach

The 5 deeply connected components of ELGA® together build strong English language skills.



3. Accelerated Learning

Our advanced technology system helps identify students' current skill level and groups them in the ELGA® class best for them. All ELGA® classes provide opportunity for accelerated learning, where students can build skills of more than one year within one school year.

Important Icons

Icons and Features of the Books.

1. Component Icons

Provides information about the components covered in a unit



Phonics



Whole Words



Reading and
Listening
Comprehension



Grammar



Writing and
Speaking
Expression



This icon in the WS indicates higher order thinking skill questions.

2. Life Skills Icons

Provides information about focused activities and tasks meant to develop important 21st Century Life Skills.



Think

Indicates questions that make students think in different ways



Communicate

Indicates activities and opportunities to build communication skills to help students express themselves well




Collaborate

Indicates activities that strengthen students' collaboration skills to work well with others

3. QR Codes

Students can access important videos at home by scanning these codes using the LEAD Student App



Assessment Structure for the year

The objective of assessments is to check if all students have understood the concept and can apply their learning. Based on assessment data, it is very important to do strong remedials using LEAD remedial recommendation before progressing forward. LEAD prescribes the following assessments:

Term 1

Unit 1

Unit 2

Unit 3

Unit 4

Every unit will have the following assessments.

- 2 written assessments (Written + Oral)
Part A: Max marks – 20 Duration – 20 minutes*
Part B: Max marks – 20 Duration – 20 minutes*
- 1 activity-based assessment**
Speaking max marks – 5 Graded as per rubric
Handwriting max marks – 5 Graded as per rubric

MOY

2 assessments (Written + Oral)

ELGA A: Max marks – 40 Duration – 25 minutes
ELGA B: Max marks – 40 Duration – 25 minutes

Term 2

Unit 5

Unit 6

Unit 7

Unit 8

- 2 written assessments (Written + Oral)
Part A: Max marks – 20 Duration – 20 minutes*
Part B: Max marks – 20 Duration – 20 minutes*
- 1 activity-based assessment**
Speaking max marks – 5 Graded as per rubric
Handwriting max marks – 5 Graded as per rubric

EOY

2 assessments (Written + Oral)

ELGA A: Max marks – 40 Duration – 25 minutes
ELGA B: Max marks – 40 Duration – 25 minutes

* Unit 7 and 8 duration will be 40 minutes.

**This is aligned with NEP 2020's recommendations to include activity-based assessments in primary grades.

Assessment Framework

Unit Assessments

Units 1 to 6 written assessments have the following structure.

PART A		PART B	
Vocabulary and Writing		Reading Comprehension and Drawing/Grammar	
Phonics and Whole words	10 marks	Reading Comprehension*	8 marks
Writing	5 marks	Drawing/Grammar	7 marks
Oral		Oral	
Phonics, Whole words and Identification	5 marks	Reading Comprehension	5 marks
Total	20 marks	Total	20 marks

Unit 7 and 8 written assessments have the following structure.

PART A		PART B	
Vocabulary and Writing		Reading Comprehension and Grammar	
Phonics and Whole words	10 marks	Reading Comprehension*	8 marks
Writing	5 marks	Grammar	7 marks
Oral		Oral	
Phonics	5 marks	Whole Words	5 marks
Total	20 marks	Total	20 marks

*The text in the reading comprehension section will be an unseen passage covering vocabulary from the units which students have already learnt. This is to ensure that we are testing students on their ability to read and understand independently. Since ELGA is a skill-based program, by design we do not ask questions from the texts in the book.

Assessment Framework

MOY & EOY Assessments

MOY and EOY assessments will have the following structure.

ELGA A		ELGA B	
Vocabulary and Writing		Reading Comprehension and Drawing/Grammar	
Phonics and Whole words	8 marks	Reading Comprehension*	10 marks
Writing	12 marks	Drawing/Grammar	10 marks
Oral	20 marks	Oral	20 marks
Total	40 marks	Total	40 marks

*The text in the reading comprehension section will be an unseen passage covering vocabulary from the units which students have already learnt. This is to ensure that we are testing students on their ability to read and understand independently. Since ELGA is a skill-based program, by design we do not ask questions from the texts in the book.

Spiraling in Assessments

- In MOY – 100% questions will be from Term 1 Units.
- In EOY – 75% questions will be from Term 2 Units, and 25% will be from Term 1 Units.
- In Unit Assessments – In units 2, 4, 6 and 8, 90% of the questions will be from the unit and 10% questions will be from the previous unit, that is, unit 1, 3, 5 and 7. This is to help students practise concepts and be better prepared for MOY and EOY.
- Difficulty level of questions in the assessments are based on Board guidelines.

Materials Required

You will need the following materials for the various activities that will be conducted over the two terms of the academic year.

To be taken from the school kit	To be bought locally
Unit 1: Level B1 – Home	Unit 1: Level B1 – Home <ul style="list-style-type: none"> • Chart paper • Board magnets or Blu-Tack
Unit 2: Level B2 – Friends <ul style="list-style-type: none"> • CRP 1 — Sequencing Pictures 	Unit 2: Level B2 – Friends <ul style="list-style-type: none"> • Chart paper
Unit 3: Level C1 – Neighbourhood and Community <ul style="list-style-type: none"> • CRP 1 — Naming words anchor chart • CRP 2 — Characters Chart 	Unit 3: Level C1 – Neighbourhood and Community <ul style="list-style-type: none"> • 2 Chart papers • One packet of A4 sheets • Sellotape or double-sided tape
Unit 4: Level C2 – Sharing Planet with Plants <ul style="list-style-type: none"> • CRP 1 — Asking Questions Anchor Chart • CRP-2 — One and Many Anchor Chart • CRP-3 — Settings Anchor Chart • CRP-4 — Proper and Common Naming Words Chart 	Unit 4: Level C2 – Sharing Planet with Plants <ul style="list-style-type: none"> • Sellotape • 15 A4 sheets • 2 chart papers • Double-sided tape
Unit 5: Level D1 – Sharing Planet with Animals <ul style="list-style-type: none"> • CRP 1 — Asking Questions Anchor Chart • CRP-2 — One and Many Anchor Chart 	Unit 5: Level D1 – Sharing Planet with Animals
Unit 6: Level D2 – My Country <ul style="list-style-type: none"> • CRP 1 — Adverbs • CRP-2 — Find the Meaning of a Word 	Unit 6: Level D2 – My Country <ul style="list-style-type: none"> • Board magnets or Blu-Tacks
Unit 7: Level E1 – Cultures of Neighbouring Countries <ul style="list-style-type: none"> • CRP 1 — Articles 	Unit 7: Level E1 – Cultures of Neighbouring Countries
Unit 8: Level E2 – Travel to Neighbouring Countries <ul style="list-style-type: none"> • CRP 1 — Capitalisation • A globe for the Reading and Listening Comprehension class 	Unit 8: Level E2 – Travel to Neighbouring Countries